

# StreamingDirectPlay User Guide

---

[alphatheta.com/support/](http://alphatheta.com/support/)

[rekordbox.com](http://rekordbox.com)

For FAQ and other support information for this product, visit the websites above.



# Index

<b>Before you start</b> .....	3
<b>Apple Music</b> .....	4
<b>Beatport</b> .....	6
<b>TIDAL</b> .....	11
<b>Using streaming tracks in rekordbox Cloud</b> .....	13
<b>Troubleshooting</b> .....	13
<b>Trademarks and registered trademarks</b> .....	14

## Before you start

This manual describes how you play tracks from streaming services on AlphaTheta products.

Please also read the instruction manuals of your DJ equipment, etc.

### About streaming services

To use a streaming service, you'll need a subscription. For more information on streaming services and regions they're available in, visit the website for each service.

### Playing audio files via streaming services

When a streaming service is selected on the [SOURCE] screen, audio files from the streaming service can be loaded from the browse screen of the unit.

- The time it takes to load audio files depends on the speed of your internet connection. An internet speed of 20 Mbps or higher is recommended for loading tracks. You can view the loading progress in the overall waveform on the waveform screen.
- Depending on the streaming service you're using, track information such as Key/BPM may not be displayed on the [BROWSE] screen.
- The following playback functions are only available for tracks currently loaded, and the data won't be saved.
  - Memory Cue/Loop
  - Hot Cue/Loop point
- Audio files are loaded 1 by 1 from the track list. The following functions aren't available.
  - Track search ◀◀,▶▶
  - [Continue] in Play mode

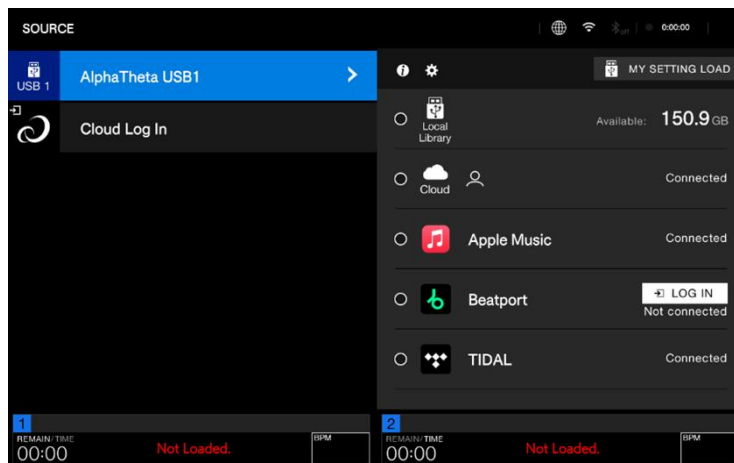
# Apple Music

## Logging in to Apple Music

You can log in using single sign-on (SSO) via your rekordbox Cloud login. There are 2 ways to log in to rekordbox Cloud.

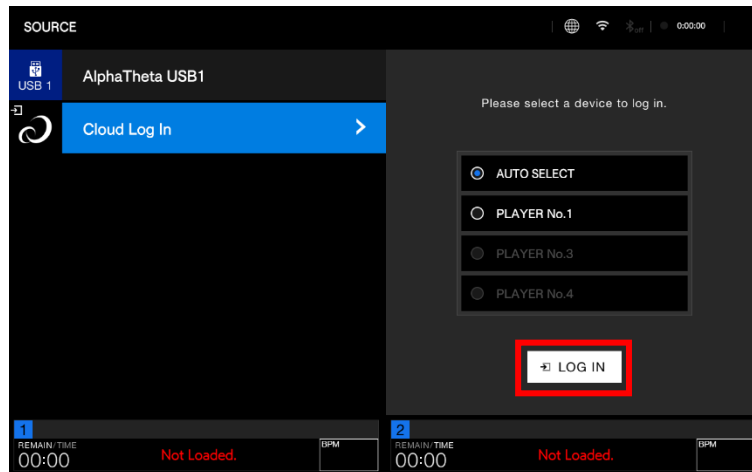
### ◆ Authentication USB device login

1. Log in to Apple Music via rekordbox (the latest version).
2. Create a USB storage device for rekordbox CloudDirectPlay authentication via rekordbox. Please refer to [this guide](#) to find out how to create an authentication USB device.
3. Connect your USB device to the player, then open the [SOURCE] screen.
4. You'll be automatically logged in to rekordbox Cloud and Apple Music.

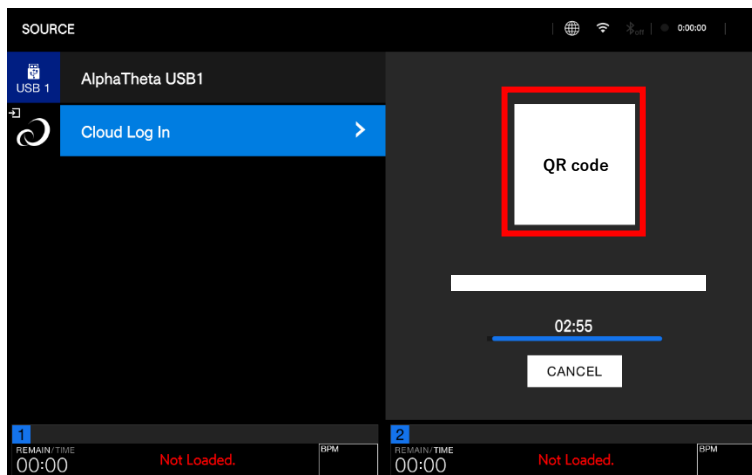


### ◆ QR code login

1. Log in to Apple Music via rekordbox (the latest version).
2. On your player, open the [SOURCE] screen.
3. Select [Cloud Log In] and touch [LOG IN].



4. Scan the QR code with the camera on your mobile device.



5. Follow the on-screen instructions of your mobile device to log in.
6. After logging in to rekordbox Cloud, you'll be automatically logged in to Apple Music.

For more details on QR code login, please refer to the instruction manual(s) for your DJ equipment.

### Logging out of Apple Music

When you log out of rekordbox Cloud, you'll also be logged out of Apple Music.

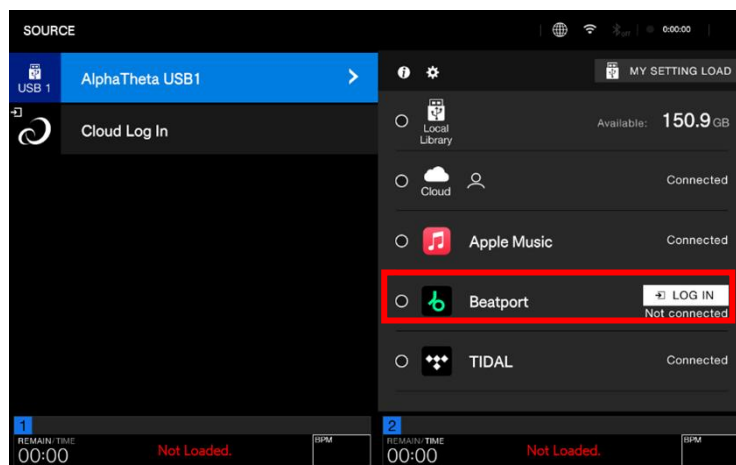
# Beatport

## Logging in to Beatport

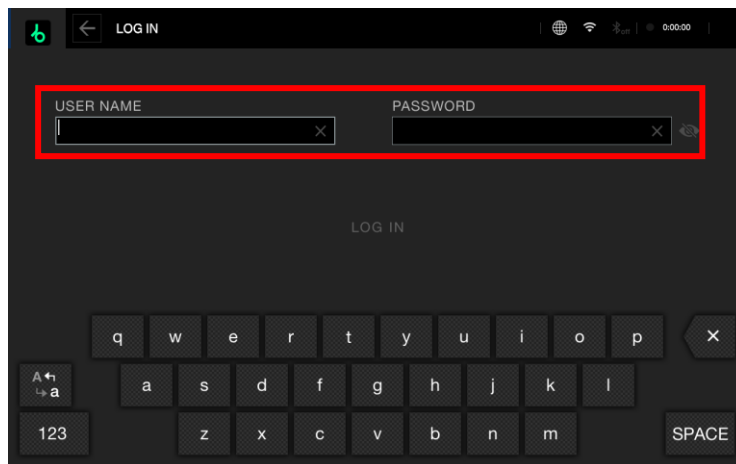
After logging in to rekordbox Cloud, enter your username and password to log in. There are 2 ways to log in to rekordbox Cloud.

### ◆ Authentication USB device login

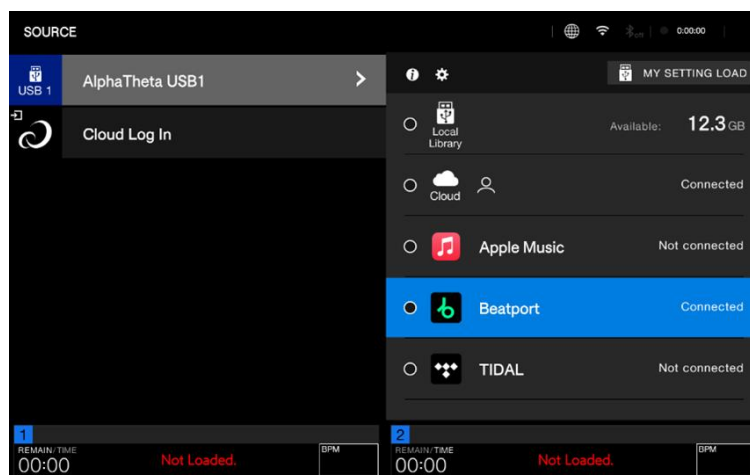
1. Create a USB storage device for rekordbox CloudDirectPlay authentication via rekordbox. Please refer to [this guide](#) to find out how to create an authentication USB device.
2. Connect your USB device to the player, then open the [SOURCE] screen. You're automatically logged in to rekordbox Cloud.
3. Touch [LOG IN] for [Beatport] on the library display.



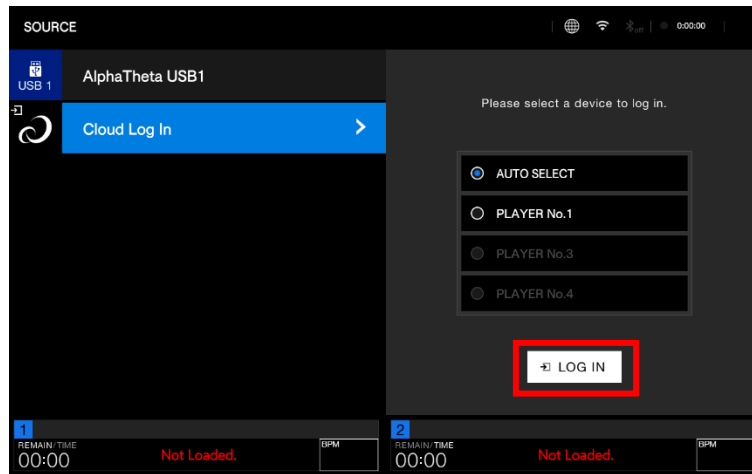
4. Enter the username and password you use for Beatport Streaming and log in.



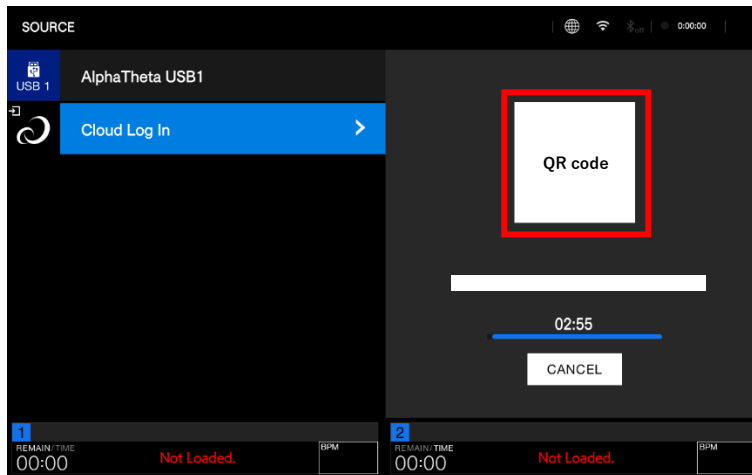
Once login is complete, the text to the right of [Beatport] in the library display will change to read [Connected].



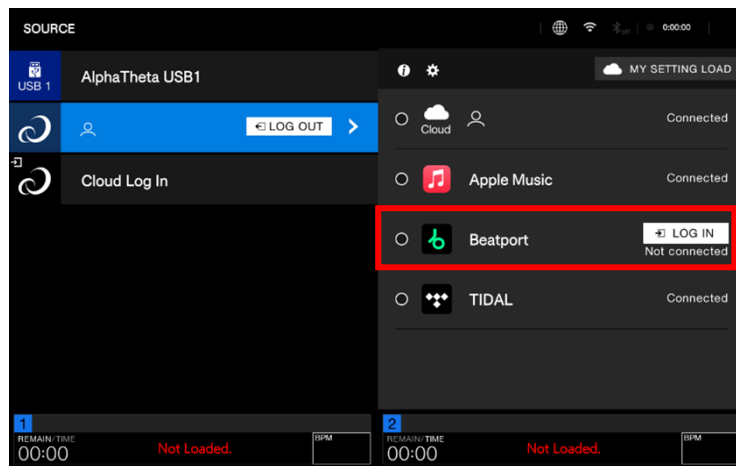
- ◆ QR code login
- 1. On your player, open the [SOURCE] screen.
- 2. Select [Cloud Log In] and touch [LOG IN].



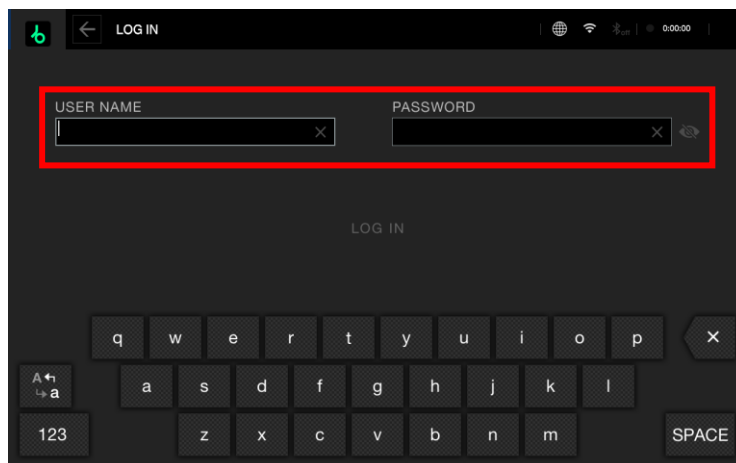
3. Scan the QR code with the camera on your mobile device.



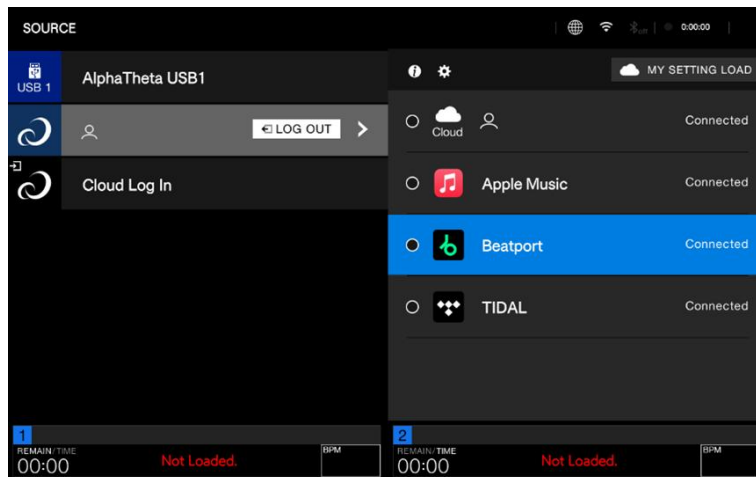
4. Follow the on-screen instructions of your mobile device to log in.
5. Touch [LOG IN] for [Beatport] on the library display.



6. Enter the username and password you use for Beatport Streaming and log in.



Once login is complete, the text to the right of [Beatport] in the library display will change to read [Connected].



For more details on QR code login, please refer to the instruction manual(s) for your DJ equipment.

### **Logging out of Beatport Streaming**

When you log out of rekordbox Cloud, you'll also be logged out of Beatport.

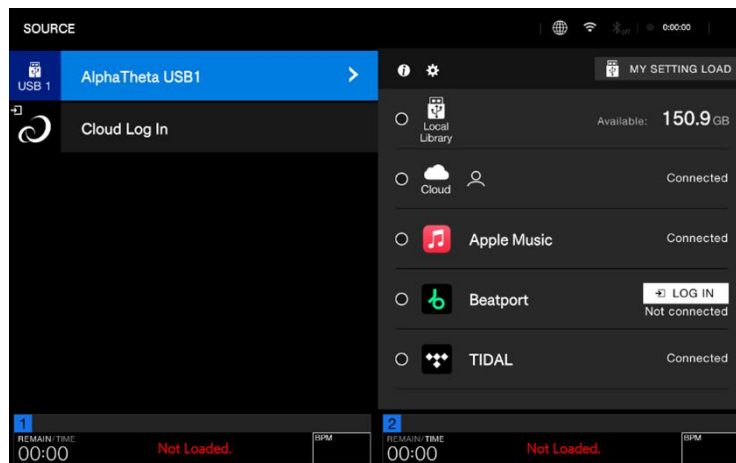
# TIDAL

## Logging in to TIDAL

You can log in using single sign-on (SSO) via your rekordbox Cloud login. There are 2 ways to log in to rekordbox Cloud.

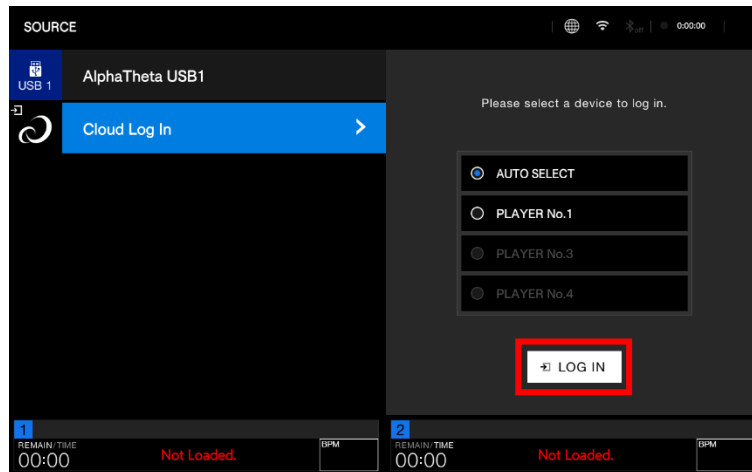
### ◆ Authentication USB device login

1. Log in to TIDAL via rekordbox (the latest version).
2. Create a USB storage device for rekordbox CloudDirectPlay authentication via rekordbox. Please refer to [this guide](#) to find out how to create an authentication USB device.
3. Connect your USB device to the player, then open the [SOURCE] screen.
4. You'll be automatically logged in to rekordbox Cloud and TIDAL.

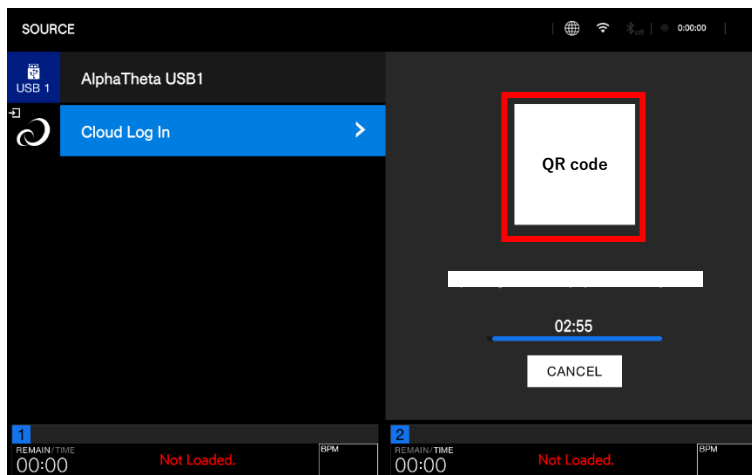


### ◆ QR code login

1. Log in to TIDAL via rekordbox (the latest version).
2. On your player, open the [SOURCE] screen.
3. Select [Cloud Log In] and touch [LOG IN].



4. Scan the QR code with the camera on your mobile device.



5. Follow the on-screen instructions of your mobile device to log in.
6. After logging in to rekordbox Cloud, you'll be automatically logged in to TIDAL.

For more details on QR code login, please refer to the instruction manual(s) for your DJ equipment.

## Logging out of TIDAL

When you log out of rekordbox Cloud, you'll also be logged out of TIDAL.

## Using streaming tracks in rekordbox Cloud

If you use rekordbox to create playlists with tracks from streaming services and upload them to your cloud storage, you can load and play them on a DJ gear that supports rekordbox CloudDirectPlay. For details, see the rekordbox manuals.

## Troubleshooting

If you think something is wrong with the unit, check the information below and refer to the [FAQ] at the URL below.

[alphatheta.com/support/](http://alphatheta.com/support/)

### ◆ Can't use streaming services

- Check the internet connection.
- Use a USB storage device with enough free space if you're logging in via USB authentication.

If there isn't enough free space on the USB storage device, you can't use streaming services. It's recommended to use a USB storage device with 1 GB or more of free space.

### ◆ Tracks aren't displayed on the track list

- Check you have an applicable subscription to use the streaming service.

### ◆ Can't use the recording function

- Recording is disabled when playing music from streaming services.

## **Trademarks and registered trademarks**

- rekordbox™ is a trademark or registered trademark of AlphaTheta Corporation.
- Apple Music is a registered trademark of Apple Inc.
- Beatport, Beatport Streaming and its logo are trademarks or registered trademarks of Beatport, LLC.
- TIDAL is a trademark of TIDAL MUSIC AS.
- QR Code is a registered trademark of DENSO WAVE INCORPORATED in Japan and in other countries.

Other product, technology and company names, etc. mentioned herein are trademarks or registered trademarks of their respective owners.

© 2026 AlphaTheta Corporation. All rights reserved.